

# Mind Map

Use Padlet to create mind maps

## Activity

Students will create mind maps using padlet as a tool to start and continue to branch out to make connections within and outside of topic area to expand their thought horizon.

---

## Objectives

Create and maintain a habit of visually representing their thoughts and make connections.




---

## Extensions

Students can share their mind maps with others so they can gain more insights into certain topics and their sub-topics.

## Have a go



- 1 Open Padlet , select make a padlet and pick Canvas
- 2 Tap  to create new Subject and repeat creation of another subject.
- 3 Tap on  on any Subject banner and select 'Connect to post'.
- 4 Select which post to connect to and label if needed.
- 5 Create the different branches and make as many connections as required.

Join Our  
Community to  
gain benefits!

[www.iPadForLearning.sg](http://www.iPadForLearning.sg)