

Clips

Self Video of actions to take for a better tomorrow

Activity

Based on your answers on page 11 of the activity book, use it as a script to record your pledge of two actions to achieve a better tomorrow.

Objectives


Students will use video recording via clips to enunciate the pledge to achieve a better tomorrow



Extensions


Consider using as part of the practice for presentation, oral dictation and perhaps adding pictures of what they want to achieve.

Have a go





- 1 Open Clips  , Pick either front or rear camera. Decide: To add Live Titles - Turn on dictation from setting. Please make sure wifi is turned on.

- 2 Tap  under the menu tap , pick a style, scroll down to the bottom to ensure the language for the live title is English. Once ready, tap Done.

- 3 Tap  hold and swipe inward to hold the recording while the video is recording.

- 4 To edit the recorded clip: tap the clip at the bottom timeline, select Trim (to trim the beginning and the end), Split (to add different effects), or Duplicate to repeat the video. To reorder clips: touch and hold a clip in the timeline, then drag it left or right. Once complete the editing of the individual clip, tap Done in the upper-left corner.

- 5 To export  and save video  to the Camera Roll.

Join Our
Community to
gain benefits!

www.iPadForLearning.sg