

Lower Sec - Music

Compose Music

Activity

Students are to compose a short music piece, utilise the Leadsheets app to demonstrate their understanding of Musical Notation.

Students must:

1. Compose melodic phrases of at least 4 bars, using C major scales.
2. Screenshot the Music Sheet, and use Markup function to identify Tempo, Rhythm, Beats, assort note durations.

Objectives



- Students can compose a melodic phrase of at least 4 bars based on the C major scales.
- Students can create a melodic composition using digital tools.
- Students can identify and describe the tempo in music using the suggested music vocabulary.
- Students can recognise, visually and aurally, the note values and rhythmic patterns in 2/4, 3/4, 4/4 time, quaver rest and minim rest.

Extensions

- Students are to use GarageBand instruments to perform their short music piece.
- Students can use screen recording function to add their explanation on how they compose their music piece.


Have a go






- 1 Students are to create account first. Tap , and tap  to create a new leadsheet.

2

To compose music, use Apple pencils or finger to draw on the music score. To modify, select the note or symbols. Then decide from the drop down manual.



- 3 When finished, tap , locate Publish and tap . On the pop out screen, tap Markup.

- 4 After Markup, press done to save the file. (make sure rename the file) or tap  to airdrop the file to the teacher or save to a desired location.

Join Our
Community to
gain benefits!

www.iPadForLearning.sg