

P5 - Money Sense

The Supermarket Challenge

Activity

Students work in pairs to complete the supermarket challenge.

Objectives
















- Students can work in groups to solve problems in real-world situation such as shopping and budgeting.
- Students use a variety of strategies for adding and subtracting money.
- Students can add and subtract money in decimal notion.

Extensions

- Teachers to create structured activities (e.g. record explicit instructions) to differentiate learning.
- Students to use their own Apple ID to collaborate with teacher and classmates. Students will be able to refine their own understanding through the feedback provided by peers and teachers.

Have a go



- 1 Go to , locate the Numbers template share by the teacher.
.....
- 2 Follow the given instructions to work on their supermarket challenge.
.....
- 3 Tap on  on top right hand corner. Choose media tab on the right. 
Tap  , on the bottom of the screen, start recording  . Tap  when finish;  to edit. Then, on the top right hand corner tap  , move the recording to 
.....
- 4 To add images, tap  on the bottom right hand corner of a placeholder, choose to call out Camera or tap on  on top right hand corner to insert Photo/Video. 
.....
- 5 Use Apple Pencil to tap on the screen in Pages. Or choose  on the Media tab. Tap  to hide/unhide the drawing tools. To leave Drawing mode tap  on the top right corner.

Join Our
Community to
gain benefits!

www.iPadForLearning.sg