

Spot Check

Grammar Editing

Activity

To consolidate and check understanding of verbs and verb phrases, prepositions and preposition phrases, students will use Classkick app to answer the questions preset by the teacher.

Teacher can also assign different editing work for the students.

Objectives


- Students can use metalanguage for learning and talking about language structures and language in use.
- Students can apply knowledge of grammatical rules at words and phrases levels.
- Students can apply knowledge of grammatical rules at sentence level.


Extensions



- Teachers may transfer the multiple choice questions (MCQ) to SLS.
- Teachers to use “peer helpers” function, so that students can provide each other with feedback.
- This task can be set as an independent, pair or group work activity. Teachers can add support to each of the Classkick slides as needed.
- Teachers can pre-set task templates to scaffold learning.



Have a go




- 1 Tap , type in the class-code, or receive the QR code/link from the teacher. Key-in the group name (remind them this name is case and space sensitive, it needs to be the same one as they used previously).

- 2 To annotate, tap on either teacher’s deck or students slide. Locate the annotation tools from the top of the page. 
Note: When annotating on the teacher’s deck, it will automatically be copied to students’ slides.

- 3 Navigate the slides by tapping . Students can tap on  to indicate they need help or need checking on their work.

- 4 Tap  to add voice comments and feedback. Tap  to import images from photos or take photos.

To import PDF from the master deck, on the teacher’s deck tap , tap create from file, then follow the prompts given.

Join Our
Community to
gain benefits!

www.iPadForLearning.sg