

中二华文 - 单元六 深情厚谊 曲尽其妙

教学活动

学生针对自己对登鹤雀楼的理解制作一副图文并茂的动态图GIF。

教学目标





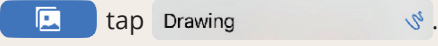







- 学生能清楚、完整地用文字、构图方式叙述信息。
- 学生能初步针对简单话题，表达看法和感受。
- 学生能有效的利用资讯科技进行创作和学习。

拓展运用

- 教师以动态图取代文字，通过荧幕录制转换成动态图GIF示范简单步骤。
- 学生写完作文后，通过制作动态图GIF总结文章，让自己的文章活起来。
- 学生亦可以在Keynote里加上口述、朗读诗歌。

牛刀小试



- 1 Tap  , create a new Keynote presentation. Choose the white theme, add a blank slide to your Keynote presentation.
- 2 Use Apple Pencil to tap on the screen to activate the Drawing mode.  Press and hold on the pen to adjust the width of strokes. After markup, tap  Done twice.
- 3 If you don't have access to an Apple Pencil. Tap on  on top right hand corner. Choose media tab on the right  tap **Drawing** .
- 4 Tap to select your sketch, **Animate** it using the  and then choose  . Adjust duration and order accordingly.
- 5 Tap  on the top right hand corner, and under  Record Audio to verbalise and record explanation. Tap  export to movie. Tap  to save video.

Join Our
Community to
gain benefits!

www.iPadForLearning.sg