

Sec 1 - NT Numbers and Algebra

Learning Journal for Maths

Activity

At the end of unit, students are to use the keynote template to demonstrate their understanding of the unit by completing the tasks provided. The learning evidence can be submitted via drawing, photo, video and audio format.

Objectives












- Students can arrange numbers in ascending and descending order.
- Students can write in numerals in terms of millions and billions.
- Students can round positive numbers to a given place value, decimal places(s) and numbers of significant figure(s).
- Students can compare numbers using \leq $<$ $>$ \geq .
- Students can identify prime numbers.
- Students can reflect on his/her thoughts, attitudes, behaviours and actions during his/her learning experiences and determine the modifications required. (CIT2)

Extensions

- Teachers can modify the template according to the needs of the students, and may also collect individual student's reflections over the course of the year as part of the learning trackers.
- Students can extend the use of the template to take notes during the classes.

Have a go



- 1 Go to  , look for the template shared by your teacher.
- 2 Tap  on the bottom right hand corner of a placeholder, choose  to call out Camera or insert Photo/Video from the album to insert handwritten work.
- 3 Use Apple Pencil to tap on the screen in Keynote to activate the drawing mode to answer the questions or tap  on the top right hand corner, and under  and tap drawing to activate drawing. Press  on the top right corner to leave drawing mode.
- 4 Tap  on the top right hand corner, and under  Record Audio to verbalise and record personal reflection.
- 5 Follow the instruction from your teachers. Tap  export to movie or images. Tap  to save video/images. Close Keynote and tap  to open your video in Photos.

Join Our
Community to
gain benefits!

www.iPadForLearning.sg