

# Learning Journal

## Activity

Students are to use the Pages template to document their learning. This documentation consists of multimodal evidence to showcase their learning process and learning product. Students are also encouraged to document their reflections and set goals for improvement.

## Objectives


- Students can take charge of their learning and feelings about their own progress.
- Students can reflect on their own thinking.
- Students can reflect on their thoughts, attitudes, behaviours and actions during their learning experiences and determine the modifications required (CIT)
- Students can convey information and ideas coherently for specific purposes and contexts (CCI)

## Extensions

- Teachers to create structured activities (e.g. record explicit instructions) to differentiate learning.
- Students to use their own Apple ID to collaborate with teacher and classmates. Students will be able to refine their own understanding through the feedback provided by peers and teachers.

## Have a go











- 1 Go to , locate the Pages template shared by the teacher.




---

- 2 Follow the instructions to predict the outcome. Then, use dice rolling simulation to conduct the investigation. Note down the founding in the space provided.



---

- 3 Tap on  on the top right hand corner. Choose media tab on the right   
Tap  , on the bottom of the screen, start recording  .   
when finish;  to edit. Then, on the top right hand corner tap  , move the recording to .

---

- 4 To add images, tap  on the bottom right hand corner of a placeholder, choose  to call out Camera or tap on  on top right hand corner to insert Photo/Video.

---

- 5 Use Apple Pencil to tap on the screen in Pages. Choose  (Not annotation)  on the top right corner to leave drawing mode.

Join Our  
Community to  
gain benefits!

[www.iPadForLearning.sg](http://www.iPadForLearning.sg)