

Reading Fluency

Teleprompter for News

Activity

In pairs, students are to search and draft a factual recount – a news article for the school and community. In their writing, students are to describe the background information/facts regarding the persons involved to describe, and elaborating on the key points and events.

Students then transfer the text to a Pages document. Open a “blank document”, set Pages up as a teleprompter and use the second iPad to record the newscast.

Students are to share the video product on the desired platform, for feedback and discussion.

Objectives




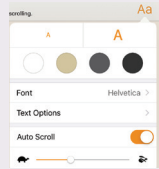



- Students can present clearly and fluently. Students also can produce clearly and accurately constants, constant clusters and vowel combinations.
- Students can review and revise drafts to enhance relevance, focus, and clarity to achieve precision in expression of meaning.
- Students able to produce a factual recount using the appropriate register and tone.

Extensions

- Teleprompter can also be used to support reading fluency; teachers are able to share the text for students to read out aloud; students may also challenge themselves by varying the speed of reading.
- Students can use this teleprompter for reading scripts in a role play.

Have a go



- 1 Tap , add a basic blank page to start typing the article.
- 2 To make Pages your teleprompter, tap on  and select  Presenter Mode in the menu.
- 3 In presenter mode, tap on Aa on top right corner to adjust font, text margin and scroll speed.

- 4 Work as a pair, on the other iPad, tap  select video and tap . Tap the same button when completed. Your story is saved in Photos.
- 5 Tap  to open your video in Photos, make final edit before submitting to your teacher.

Join Our
Community to
gain benefits!

www.iPadForLearning.sg