

Chalk Talk

Writing: Brainstorming

Activity

Referencing from Culture of Thinking– Chalk Talk. Teacher to first set up a Classkick assignment with a question or statement in each of the slides. Students are directed to share their thoughts and questions, then respond or connect to the thinking that others have demonstrated on the slide. Once complete, students' own set, teachers then ask station master to put their "virtual hands up" – to active Peer Helper mode, so other teams can either answer or respond to the question that classmates may have posted.






Objectives

- Students can use metalanguage for learning and talking about language structures and language in use.
- Students can apply knowledge of grammatical rules at words and phrases levels.
- Students can apply knowledge of grammatical rules at sentence level.

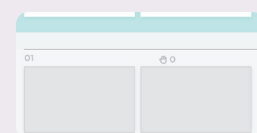
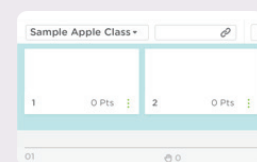
Extensions

- This task can be set as an independent, pair or group work activity. Teachers can add support to each of the Classkick slides as needed.
- Peer helper mode can also be used for peer marking, peer feedback.

Have a go

- 1 Set up instructions for teachers. Tap , log in as teacher. Tap  to create New Assignment. Tap on the first slide on the Master slide (teacher slide) to create template. Note: whatever you created on the master will be duplicated to the students slides.
- 2 Tap on first student/group's slide - Tap  to key in the first statement or question. Tap < on the to left hand corner to exit. Repeat process until finished.
- 3 Share the class code with the students. Advise them to log in to the signed group code. Alternatively, teacher can copy the link and generate a QR code for students to log in via iPad.
- 4 Teachers can turn on and off peer help from the roster. Tap  then Manage Roster,  and allow peer help.

If the activities required individual work, teacher can check Single iPad Login function to provide students to login to other people's account.



Join Our
Community to
gain benefits!

www.iPadForLearning.sg