

Collaborative Planning

Compassion for Animals

Activity

Teacher to create an assignment in the Classkick (students are to log in with the same group code), with guided questions around compassion – Students in small groups to 1. Discuss about their experience in which they witnessed compassion, 2. Read “SPCA Shelter stories” write down what resonate with them, 3. Decide on success criteria for Media campaign for animal compassion (GIF).

Creation of the individual Media Campaign will be up to individual students. Suggest to students to create a GIF campaign, and after creation, they can share it back with the group via the Classkick.

Objectives


- Students can recount incidents involving personal experiences.
- Students can use and/or combine information from texts to create new understanding and ideas, according to purpose, audience, context and culture.
- Students can create a media campaign to pressure others to hold a particular point of view or act in a particular way.


Extensions



- Teacher can import PDF to the master deck, and re-arrange the slides according to the needs.
- While students are working in groups, teacher can continue to support the groups via the group slide (adding extra information to scaffold understanding or provide timely oral feedback or text).



Have a go



- 1 Tap , type in the class-code, or receive the QR code/link from the teacher. Key-in the group name (remind them this name is case and space sensitive, it needs to be the same one as they used previously).

- 2 To annotate, tap on either teacher's deck or students slide. Locate the annotation tools from the top of the page. 
Note: When annotating on the teacher's deck, it will automatically be copied to students' slides.

- 3 Navigate the slides by tapping . Students can tap on  to indicate they need help or need checking on their work.

- 4 Tap  to add voice comments and feedback. Tap  to import images from photos or take photos.

Join Our
Community to
gain benefits!

www.iPadForLearning.sg