

## 中一基础 - 单元一 综合任务

### 教学相长

#### 教学活动

学生以小组为一单位准备一个迎新活动游戏。制作一个不超过2分钟的视屏教程。教程必须展示和解说活动步骤。

学生可以参考「人人能创造-视屏篇 - 4教程」来分工、制作影片。

#### 教学目标










- 学生能准确、流利地进行口语表达（语调自然、语速适当）。
- 学生能掌握华文的发音、吐字清晰。
- 学生能清楚、完整地用文字、口述方式发表言论与叙述信息

#### 拓展运用

- 利用 Pages 设计人物台词，在演绎过程中借助 Pages 提词。
- 老师可以利用模版协助学生撰写教程。

### 牛刀小试



- 1 After research. Open Clips  and tap + to begin a new project.
- 2 Select  at the bottom of the screen and choose the appropriate poster for the project. Double tap on the text and replace with appropriate title. Tap  in the top right-hand corner of the screen.
- 3 Turn on Live Titles . Please make sure Wi-Fi is turned on. Swipe up the  and record.  to import an image from photos. Tap on  to customize image with filters, and add labels.
- 4 Use Pinch to Zoom whilst recording photos/video to provide focus and attention to the relevant content. Tap on the music icon in the top right hand corner to select appropriate music to enhance presentation.
- 5 Export  and save video  to the Camera Roll.

Join Our  
Community to  
gain benefits!

[www.iPadForLearning.sg](http://www.iPadForLearning.sg)