

Book/Movie Review – Critical Response

Activity

Students are to write a critical book review or a movie review on the given topics and/or materials provided by the teachers.

Objectives












- Students can use appropriate organisational structure in the text
- Students can use appropriate language features to aid comprehension of reader.
- Students can evaluate the ideas and/or message presented.
- Student can convey information and ideas coherently for specific purposes and contexts. (CCI)
- Student can use evidence to explain his/her reasoning and decisions. (CIT)

Extensions

- Teachers to provide guided critical review templates for students to work on.
- Work together with the Librarian at the school to either generate Book review corner where students can scan the QR code to read the reviews or overlaying it on AR apps such as Artive and EyeJack (created with Mac).

Have a go



- 1 Go to , look for the template shared by your teacher.
- 2 Tap  on the bottom right hand corner of a placeholder, choose  to call out Camera or insert Photo/Video from the album to insert handwritten work.
- 3 Use Apple Pencil to tap on the screen in Keynote to activate the drawing mode to answer the questions or tap  on the top right hand corner, and under  and tap drawing to activate drawing. Press  on the top right corner to leave drawing mode.
- 4 Tap  on the top right hand corner, and under  Record Audio to verbalise and record personal reflection.
- 5 Follow the instruction from your teachers. Tap  export to movie or images. Tap  to save video/images. Close Keynote and tap  to open your video in Photos.

Join Our
Community to
gain benefits!

www.iPadForLearning.sg