

一鸣惊人

教学活动

学生利用老师给的框架，介绍新加坡的一个著名景点。

首先，利用Safari 上网搜集资料，组织语言，完成景点写作。然后，使用 Clips 口述著名景点，利用 Label 功能标记注解。

教学目标










- 能有条理、有系统地说话和对重点内容标记注解
- 能利用科技手段搜集信息，总结内容、做详细口头报告
- 了解新加坡本土事物、习俗

拓展运用

- 学生利用 Clips 针对社会话题发表意见，如中二下「举办地球日的意义」。
- 口语报告：如小三下 第十课「我住的地方真干净」介绍居住环境。
- 老师亦可以预先录制问题，以Clip Porject 导出发给学生，引导学生完成口头报告作业。

牛刀小试



- 1 After research. Open Clips  and tap + to begin a new project.
- 2 Select  at the bottom of the screen and choose the appropriate poster for the project. Double tap on the text and replace with appropriate title. Tap  in the top right-hand corner of the screen.
- 3 Turn on Live Titles . Please make sure Wi-Fi is turned on. Swipe up the  and record.  to import an image from photos. Tap on  to customize image with filters, and add labels.
- 4 Use Pinch to Zoom whilst recording photos/video to provide focus and attention to the relevant content. Tap on the music icon in the top right hand corner to select appropriate music to enhance presentation.
- 5 Export  and save video  to the Camera Roll.

Join Our
Community to
gain benefits!

www.iPadForLearning.sg