

Art Influence the Way We Live

Activity

Students are to use the materials provided by teachers – to create a 60 second video (in the Clips App) to share their learning on how “Art Influences the Way We Live”

Objectives










- Students can use STW strategies to share their thoughts about Insomnia.
- Students show appreciation for art, artists’ intentions and its role in society.
- Students can use evidence to explain their reasoning and decisions. (CIT2)
- Students can put together specific media elements to construct a digital artefact, while acknowledging the source of information. (CCI2)

Extensions

- Teacher to create structured and guided question templates for students.
- Students to create a digital learning journal to document their art making process and reflections over a period of time.

Have a go



- 1 After research, open Clips  and tap + to begin a new project.
- 2 Select  at the bottom of the screen and choose the appropriate poster for the project. Double tap on the text and replace with appropriate title. Tap  in the top right-hand corner of the screen.
- 3 Turn on Live Titles . Please make sure Wi-Fi is turned on. Swipe up the  and record.  to import an image from photos. Tap on  to customize image with filters, and add labels.
- 4 Use Pinch to Zoom whilst recording photos/video to provide focus and attention to the relevant content. Tap on the music icon in the top right hand corner to select appropriate music to enhance presentation.
- 5 Export  and save video  to the Camera Roll.

Join Our
Community to
gain benefits!

www.iPadForLearning.sg