

Sec 1 - What Shapes My Identity

Demonstrate My Understanding

Activity

Students are to take a selfie, and insert the image to a blank keynote presentation. While sketching a self portrait, challenge students to draw a selfie with one stroke without lifting the Apple Pencil. Students are then to list “what shapes their identity” and record their understanding on how their identity is shaped by their culture.

Objectives





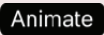






- Students can describe how one’s identity could be shaped by one’s culture.
- Students can describe some examples of common cultural practices in Singapore.
- Students can gather and organise information.
- Students consider different viewpoints and alternatives to make an informed judgement.
- Student can communicate ideas and finding with clarity and in creative ways through various tools and models of presentation.

Extensions

- Instead of sketching and talking about own identity, students can work in pairs and interview each other to create a presentation about their partners.
- To demonstrate understanding at the end of the unit, students can create a general summary/presentation on how we shape our identity.

Have a go



- 1 Tap , create a new Keynote presentation. Choose the white theme, add a blank slide to your keynote presentation. Tap  to insert photo. Select the inserted photo, tap  (style) to adjust the opacity to 20%
- 2 Use your Apple pencil to tap on the screen, trace the photo. Tap , and drawing to activate drawing.
- 3 Tap to select your sketch and drawing (if needed merge all the work)  it using the  and then choose . Adjust duration and order accordingly.
- 4 Delete the photo after tracing. Use your Apple pencil to write down the list of “what shapes your identity.”
- 5 Tap , and Record Audio to verbalise and record speech. Tap  export to movie. Tap  to save video. Close Keynote and tap  to open your video in Photos.

Join Our
Community to
gain benefits!

www.iPadForLearning.sg