

Social Studies - Performance Task

Reflection

Activity

After completion of the performance task, students are to reflect on what they have learned. To reflect, students are to create a short 90 second reflection video via Clips.

Guided questions such as: What did you do well? Which part of the project do you think you could have done better in? What are some challenges? What are the new knowledge learned? How can you make connections between your learning to your life outside of the school?

Objectives










- Students can demonstrate reflective thinking regarding new knowledge gained and their role in the inquiry process.

Extensions

- Students use the Live Titles feature in Clips to narrate their video.
- Teachers can create project templates in Clips that include guided questions and share these templates with students who need closer guidance in completing the task.

Have a go



- 1 After reviewing the questions given by the teacher. Open Clips  and tap + to begin a new project.
- 2 Select  at the bottom of the screen and choose the appropriate poster for the project. Double tap on the text and replace with appropriate title. Tap  in the top right-hand corner of the screen.
- 3 Turn on Live Titles . Please make sure Wi-Fi is turned on. Swipe up the  and record.  to import an image from photos. Tap on  to customize image with filters, and add labels.
- 4 Use Pinch to Zoom whilst recording photos/video to provide focus and attention to the relevant content. Tap on the music icon in the top right hand corner to select appropriate music to enhance presentation.
- 5 Export  and save video  to the Camera Roll.

Join Our
Community to
gain benefits!

www.iPadForLearning.sg