

Word Problem

Spot Check

Activity

Teacher to create an assignment in the Classkick, share the link or QR code to the students. Teacher would use the blank slide – as the whiteboard, students will have notes appearing on their screen simultaneously. To check in, teachers can post the question for individuals to answer.

Objectives








- Students can build confidence and foster interest in mathematics
- Students can communicate their reasoning and connections through various mathematical tasks and activities.

Extensions

- Teacher to import PDF files into the Classkick assignment to create the online classroom for students to annotate notes, answer questions on the spot.
- Teacher to use Teacher vs Student collaboration for formal and diagnostic assessment for learning to provide timely feedback to students on their learning and to themselves on their teaching.
- Students can use the same “name” in the multiple devices – to allow shared creation of a project or to brainstorm.

Have a go



- 1 Tap , type in the class-code, or receive the QR code/link from the teacher. Key-in the group name (remind them this name is case and space sensitive, it needs to be the same one as they used previously).
- 2 To annotate, tap on either teacher’s deck or students slide. Locate the annotation tools from the top of the page. 
Note: When annotating on the teacher’s deck, it will automatically be copied to students’ slides.
- 3 Navigate the slides by tapping . Students can tap on  to indicate they need help or need checking on their work.
- 4 Tap  to add voice comments and feedback. Tap  to import images from photos or take photos.
- 5 To import PDF from the master deck, on the teacher’s deck tap , tap create from file, then follow the prompts given.

Join Our
Community to
gain benefits!

www.iPadForLearning.sg