

Music From Local and Global Cultures

Create Music

Activity

Students are to explore the Musical instruments in GarageBand. Students are to then create music for a particular culture (or cultural event). Students may use drums to create beats for a cultural dance. When finished, students are to share their ideas and give reasons for the choices they made.

Objectives











- Students can compose a simple melody with rhythmic and melodic improvisation within a given structure.
- Students develop awareness and appreciation of music in local and global cultures.
- Students can create expression and communication through music.

Extensions

- After creation, students can import the music to the Clips App and add visuals (photos or video) to accompany the music creation.
- Students can use multiple iPads to create a digital music band.
- Students can add voice/vocals for the music created.

Have a go



- 1 Open GarageBand and create a new document . Select **TRACKS** and search for an instruments from the list. Tap to access. Look for the icon  , tap Chords.
- 2 Tap on  at the top right-hand corner of the screen. Tap on 8 Bars > Automatic. Turn off the Metronome by tapping .
- 3 Tap  to edit the Chords. Once ready, start recording .
- 4 View your new recording by tapping on  and edit the blue bar by double tapping on it.
- 5 Once you are satisfied with your new soundtrack, tap  exit to the main page. Long hold the soundtrack to bring the manual  Share  to export the sound file.

Join Our
Community to
gain benefits!

www.iPadForLearning.sg