

Sec 2 - Number and Algebra

Quadratic Equations and Graphs

Activity

Students are to use GeoGebra Geometry to plot the data and explain their understanding when data changes. Example: algebra discs, to explain the process of expanding the product of two linear expressions of the form $px+q$, where p and q are integers, to obtain a quadratic expression of the form $ax^2 + bx + c$ and work in groups to identify and explain common errors in algebraic manipulations, e.g. $(x + y) = x + y$.



Objectives

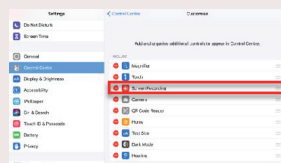
- Students can find the value of an unknown quantity in a given formula.
- Students can use algebra manipulation to demonstrate their understanding.
- Students can draw the graphs of selected quadratic functions and their properties.


Extensions

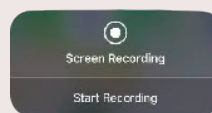
- Create flipped classroom instructional video or lesson starter for students.
- Provide video feedback on students assignment/work.


Have a go

- 1 Open , select Control Centre. Under Customise Controls, add Screen Recording by tapping .



- 2 Swipe down from the top right corner of the screen to access Control Centre. Long press the . Turn on the microphone. Press Start Recording.



- 3 Swipe down Control Centre to stop recording. Go to Photos  to edit the start and end before submitting to Teacher.

Join Our
Community to
gain benefits!

www.iPadForLearning.sg