

# Screen Capture PHET Simulations

Screen capture of a simulation of an experiment from PHET

## Activity

Students will create and run a simulation of an experiment from the PHET website/app and capture the process through Screen Recording.

---

## Objectives

Students will be able to test their experiment by running simulations, wherever possible, on PHET before performing the actual experiment.




---

## Extensions

Students can use the simulations to check their answers to questions from their written assignments.

## Have a go



- 1 Open Safari  and navigate to PHET website or run PHET app.  
.....
- 2 Choose the simulation you like to run before the actual experiment.  
.....
- 3 Swipe from top right of the iPad screen downwards to access the control panel.  
Tap on  for screen recording.  
.....
- 4 Create and run the simulation.  
.....
- 5 Tap on  to end the screen recording.

Join Our  
Community to  
gain benefits!

[www.iPadForLearning.sg](http://www.iPadForLearning.sg)