

Life Cycle Journal

Create Learning Journal with Pages

Activity

Students are given a mealworm larvae and/or a bean seed. They are to observe and document its life cycle using Pages with images, audio and text. Teachers are to create a template for this journal before sharing it with the students. Students can set daily alarms to remind them to feed the mealworm or water the plant.

Objectives








- Students are to observe and document the life cycle of a mealworm beetle from the larval stage to the adult stage / Students can observe and document the life cycle of a bean plant from the seed stage to the young plant stage
- Students show curiosity and concern towards living things

Extensions

Students can create a vlog about their experience and summary of what they have learnt using Clips with the images and data collected.

Have a go



- 1 Open Pages  and create a new document.
Insert all your instructions in as **Text** or **Audio**.
You can type text directly onto the document. You can also type into movable text boxes.
Text boxes: + > Basic > Text
Double tap on the text box to start typing into it
Audio instructions: + >  > Record Audio. Tap on  at the bottom of the screen to record your instructions then tap  once you are done. Select Insert.
- 2 Create Image **Placeholders** for students to upload pictures of their mealworm or bean plant.
Select a Photo (Note: shapes in + >  cannot be used) to be use as a placeholder.
Placeholders: tap  > Image > Set as Placeholder
- 3 Insert **Tables** for students to keep track of data that you want them to record.
Tables: + >  > Select a table.
Insert headings into your table.

Join Our
Community to
gain benefits!

www.iPadForLearning.sg