

Ask Meaningful Questions

Using FaceTime to Engage in Communication

Activity

Students will plan and do research in small groups on a specific topic. They will find a subject matter expert whom they can pose these questions to and list the questions that they can ask. They will work in smaller groups to ask the questions to each other before asking the question to the subject matter expert over FaceTime.

Objectives

Students will be able to

- Formulate questions to seek clarifications from others
- Frame and ask questions politely to seek clarification and understanding
- Respond appropriately with empathy to questions and feedback
- Manage uncertainty and adapts to diverse demands and challenges in new and unfamiliar contexts








Extensions

Students can

- Investigate techniques on how to ask appropriate questions
- Collaborate in a reading circle with friends in other schools in Singapore or around the world

Have a go



- 1 Open . Select  on the top right corner to create a new note. Tap on  to expand the note to full page.
- 2 Tap on  to insert a table. Tap on  to add a new row or a new column based on the headings required.
- 3 Add the questions under the various headings so that they can be categorised accordingly.
- 4 Practice asking the questions to each other to get a sense of whether the questions need to be rephrased. You can also get feedback from your friends from other groups. Once the questions are ready, you can arrange a time to call the subject matter expert whom you will be speaking to.
- 5 Open  and tap on New FaceTime. You will be prompted to add the contact of the other person.
- 6 Tap on  FaceTime to ring the other person and begin your conversation.

Join Our
Community to
gain benefits!

www.iPadForLearning.sg