

# Research on Local Heroes

## Create a Video In Clips

### Activity

Students will do research on local sports heroes e.g. C. Kunalan, Fandi Ahmad and put it together in a short video to showcase to the class. They will be encouraged to include 3 key points of the sports hero. As an extension, they could also indicate similarities and/or differences between several local sports heroes.

### Objectives

Students will be able to

- Develop accuracy and fluency in speaking and representing
- Explore, generate, develop and organise ideas collaboratively in planned situations for a variety of audiences and contexts
- Convey information and ideas coherently for specific purposes and contexts











### Extensions

Students can

- Change the perspective of the interview and have someone take on the role of the sports hero
- Export the video to iMovie and enhance the quality by adding music and sound effects

## Have a go



- 1 Open . Tap on  to rotate the orientation of the camera. Prop the iPad at an angle that makes it easy to record.
- 2 Tap on  and **Aa** to select Text. Tap on the text to replace it. Use one finger to move it around. Use 2 fingers to pinch it bigger or smaller.
- 3 Tap on  to insert stickers. Use one finger to move it around. Use 2 fingers to pinch it bigger or smaller.
- 4 To record, long press on  or flick it up so it becomes a . The recorded video will appear at the bottom of screen beside the  button.
- 5 Long press on the thumbnails of the recordings to change their positions. You can add a soundtrack after you tap on  on the top right corner of screen.
- 6 Tap on , then Save Video  and OK. The video will be saved in Photos library. It can then be uploaded onto an online platform for sharing.

Join Our  
Community to  
gain benefits!

[www.iPadForLearning.sg](http://www.iPadForLearning.sg)