

Understand The Concept Of Time

Tell Time

Activity

Students will work in pairs and make predications of what they will be able to do in certain periods of time (e.g. 10s, 30s, 2m). The predications will be documented. They will then use the timer function in Clock and one person will be responsible for taking time while the other person will perform the task. They will then indicate with a ✓ or ✗ to indicate if their predications are true.

Objectives

Students will be able to

- Measure time in seconds
- Solve problems involving time in 24-hour clock
- Interact with others to explore and assess information and ideas
- Work in a respectful manner with others in a group setting



Extensions

Students can

- Use the stopwatch function to calculate the amount of time needed for specific tasks
- Use world clock to understand the time difference between countries, and solve word problems across countries (e.g. If someone is in Paris and I want to call him at 8am Singapore time, what time is it on his side?)


Have a go



- 1 Open  . Tap on +, then  and insert a table.

- 2 In the first column, put the challenges that will be taken on (e.g. finish 200ml of water, run from one end to the other end of basketball court). You can indicate up to 5 activities.

- 3 In the second column, indicate how long you think each activity will take.

- 4 Open  . Tap on timer and set the time for the first activity. Tap on Start and observe if the activity was completed within the time. (If more time is required, you can use Stopwatch to calculate the time required)

- 5 Indicate ✓ or ✗ in the table accordingly. Tally your predications and see how well you did as a pair.

- 6 You can take a screenshot of your challenges and AirDrop it to another pair of friends for them to try it out too.

Join Our
Community to
gain benefits!

www.iPadForLearning.sg