

# Describe Emotions

## Do Creative Writing with Pages

### Activity

Group the students. Each group is to select an emotion they would like to describe. A student in the group will be elected to express the emotion with as much expressive gusto as he/she can, with exaggerated facial expression and body language. Others in the group will react to this student's reaction. (e.g. The main character teared, buried his head in his hands, slumped down on the table and sobbed uncontrollably. His friends looked on in concern and put their hands on his shoulders.) One student in the group will record this and the whole group will use the video clip to aid in describing the emotion's related facial expression, body language, and reactions from others.

### Objectives

Students will be able to

- Students can describe the facial expression and body language of a character expressing an emotion
- Students can describe how other characters react to the person's expression of the emotion
- Students participate respectfully in discussion to develop, articulate and represent ideas




### Extensions

Students can



- Each group's video can be uploaded onto a LMS (e.g. Edmodo, Google Classroom) and everyone in class have the opportunity to contribute to descriptive brainstorming for all videos.
- Students can try their hand at directing a script for a skit and give detailed instructions to their actors on how to express their emotions for a scene.

## Have a go



- 1 To record, open Camera . Select Video and tap Record . To stop the recording, tap . The video is now in the Photos Gallery.

Determine if the next section should be done individually or in a group.

- 2 "Open Pages . Create a new document with a blank template and add the video in.  
Adding Video: + >  > Photo or Video. Then select the video clip."

- 3 Double tap the text box.  
Type in descriptions of the main actor's facial expressions and body language.  
Type in descriptions of the supporting actors' reaction to the main character.

- 4 The Pages document can be submitted via AirDrop or a preferred Learning Management System.

Join Our  
Community to  
gain benefits!

[www.iPadForLearning.sg](http://www.iPadForLearning.sg)