

Collaborative Work

Using Numbers to Brainstorm Ideas

Activity

Students will log into their personal Apple IDs and work on a Numbers document to brainstorm on a key topic together. They will be able to write, draw, add text, add image, add audio recording, add video to the document to express their ideas.

Objectives

Students will be able to

- Interact with others to construct knowledge, and new understandings and ideas
- Use appropriate cohesive devices (e.g., connectors, pronouns, repetition of vocabulary or grammatical structures)
- Select and use appropriate language features (e.g., sentence lengths and structures, vocabulary choice)





Extensions

Students can

- Collaborate with a different group to enrich the brainstorming process

Have a go



- 1 Open . Select the file sent from teacher. Tap on  and check that your friends are collaborating on the same document.
- 2 You can add information to the document. Tap on **+**, then  to add shapes and text.
- 3 Tap on **+**, then  to add photos or videos, record audio and add drawing.
- 4 As you are working on the document, you will be able to see your classmates adding information to it. You can continue to build on what was added by your classmates.
- 5 It will be good to have each person use one specific colour, so it makes it easier to track the person who input the information.

Join Our
Community to
gain benefits!

www.iPadForLearning.sg